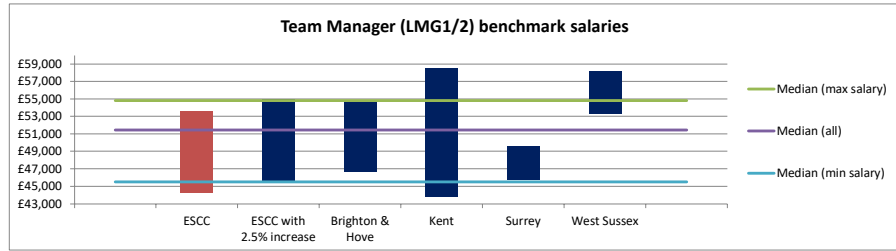


Comparison against neighbouring authorities - 2024/25 pay rates

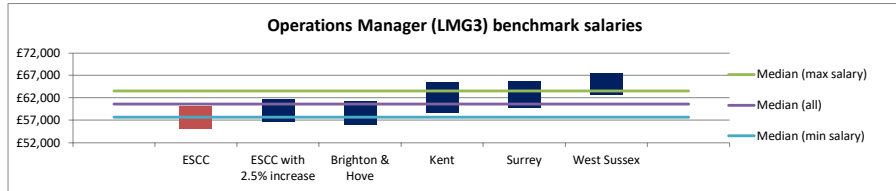
Team Manager (LMG 1/2)

	Min Salary	Max Salary
ESCC	£ 44,258	£ 53,637
ESCC with 2.5% increase	£ 45,364	£ 54,978
Brighton & Hove	£ 46,731	£ 54,651
Kent	£ 43,810	£ 58,491
Surrey	£ 45,680	£ 49,588
West Sussex	£ 53,350	£ 58,178



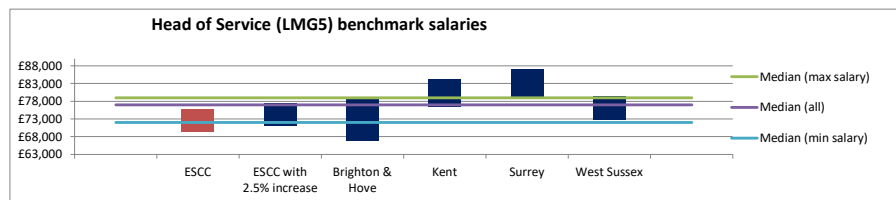
Operations Manager (LMG 3)

	Min Salary	Max Salary
ESCC	£ 55,187	£ 60,123
ESCC with 2.5% increase	£ 56,567	£ 61,626
Brighton & Hove	£ 55,964	£ 61,166
Kent	£ 58,784	£ 65,480
Surrey	£ 59,868	£ 65,755
West Sussex	£ 62,676	£ 67,394



Head of Service (LMG 5)

	Min Salary	Max Salary
ESCC	£ 69,401	£ 75,654
ESCC with 2.5% increase	£ 71,136	£ 77,545
Brighton & Hove	£ 66,811	£ 78,451
Kent	£ 76,428	£ 84,116
Surrey	£ 79,260	£ 87,153
West Sussex	£ 72,970	£ 79,477



Assistant Director (LMG 7)

	Min Salary	Max Salary
ESCC	£ 87,390	£ 95,318
ESCC with 2.5% increase	£ 89,575	£ 97,701
Brighton & Hove	£ 79,894	£ 103,848
Kent	£ 84,537	£ 106,125
Surrey	£ 87,561	£ 98,431
West Sussex	£ 78,713	£ 94,704

